

# Khyber Pakhtunkhwa Corona Virus Disease COVID-19 Daily Update 29 April 2022

---

## 1. Snapshot figures for the day<sup>1</sup>

# 378

Total Active Cases<sup>2</sup>

# 219516

Total Cases

# 07

New Cases Today

# 6324

Total Deaths

# 00

New Deaths Today

# 212814

Total Recovered

# 10

New Recoveries Today

# 4760038

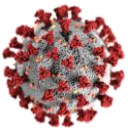
Total Tests

# 5554

New Tests Today

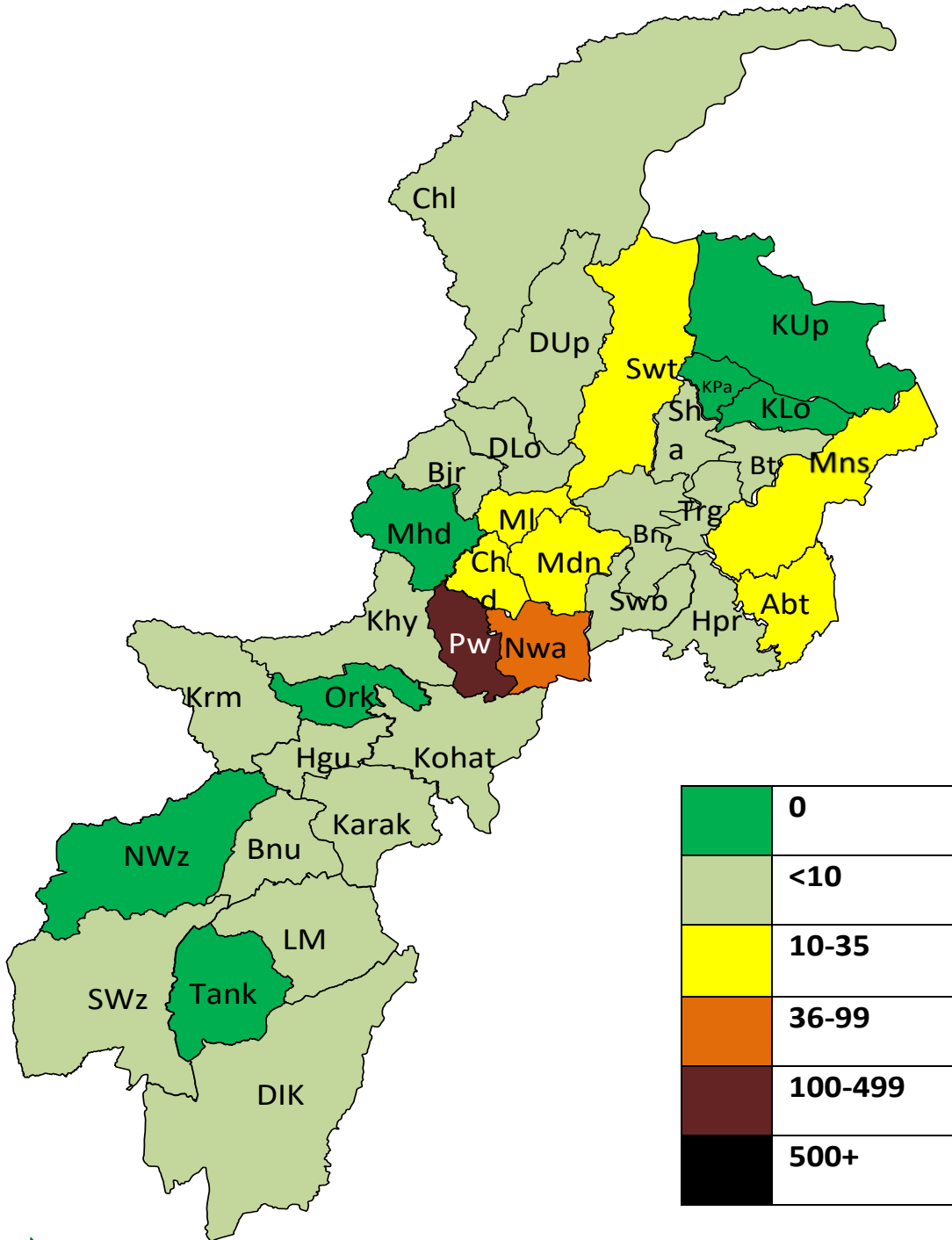
1. Figures up to 12 Midnight on the 28<sup>th</sup> April 2022
2. Active cases = total cases till now – deaths – recoveries



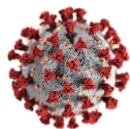


# Khyber Pakhtunkhwa Corona Virus Disease COVID-19 Daily Update 29 April 2022

## 2. Provincial Heatmap



Map colored by active cases



District	Cases		Deaths		Recoveries	Active Cases
	Total	24 hrs	Total	24 hrs		
<b>Total</b>	<b>219516</b>	<b>7</b>	<b>6324</b>	<b>0</b>	<b>212814</b>	<b>378</b>

# Khyber Pakhtunkhwa Corona Virus Disease COVID-19 Daily Update 29 April 2022

Peshawar Division						
PESHAWAR	82631	2	3121	0	79397	113
CHARSADDA	5291	0	62	0	5219	10
NOWSHERA	9263	0	121	0	9055	87
KHYBER	2948	0	13	0	2934	1
MOHMAND	1845	0	2	0	1843	0
<b>Total</b>	<b>101978</b>	<b>2</b>	<b>3319</b>	<b>0</b>	<b>98448</b>	<b>211</b>

## 3. District data

Mardan Division						
MARDAN	17440	0	623	0	16789	28
SWABI	6552	0	229	0	6316	7
<b>Total</b>	<b>23992</b>	<b>0</b>	<b>852</b>	<b>0</b>	<b>23105</b>	<b>35</b>

Malakand Division						
SWAT	10267	0	546	0	9689	32
BUNER	2166	0	23	0	2142	1
DIR LOWER	4663	0	53	0	4607	3
DIR UPPER	2955	0	57	0	2896	2
SHANGLA	1826	0	7	0	1818	1
MALAKAND	7318	4	52	0	7248	18
CHITRAL LOWER	4543	0	22	0	4515	6
CHITRAL UPPER	1934	0	21	0	1912	1
BAJAUR	2522	0	103	0	2410	9
<b>Total</b>	<b>38194</b>	<b>4</b>	<b>884</b>	<b>0</b>	<b>37237</b>	<b>73</b>

Hazara Division						
MANSEHRA	7598	0	45	0	7535	18
ABBOTTABAD	10093	0	387	0	9699	7
HARIPUR	6444	0	113	0	6328	3
TOR GHAR	304	0	0	0	303	1
KOHISTAN UPPER	285	0	0	0	285	0
KOHISTAN LOWER	232	0	0	0	232	0
KOLAI PALLAS	70	0	0	0	70	0
BATTAGRAM	1324	0	21	0	1302	1
<b>Total</b>	<b>26350</b>	<b>0</b>	<b>566</b>	<b>0</b>	<b>25754</b>	<b>30</b>

Kohat Division						
KOHAT	8470	0	245	0	8223	2
HANGU	1340	0	24	0	1310	6
KARAK	2166	0	30	0	2128	8
KURRAM	2199	0	15	0	2182	2
ORAKZAI	776	0	3	0	773	0
<b>Total</b>	<b>14951</b>	<b>0</b>	<b>317</b>	<b>0</b>	<b>14616</b>	<b>18</b>

Bannu Division						
BANNU	4717	0	143	0	4572	2
LAKKI MARWAT	1087	0	2	0	1084	1
NORTH WAZIRISTAN	342	0	1	0	341	0
<b>Total</b>	<b>6146</b>	<b>0</b>	<b>146</b>	<b>0</b>	<b>5997</b>	<b>3</b>

Dera Ismail Khan Division						
DERA ISMAIL KHAN	4759	1	232	0	4522	5
TANK	423	0	3	0	420	0
SOUTH WAZIRISTAN	571	0	4	0	564	3
<b>Total</b>	<b>5753</b>	<b>1</b>	<b>239</b>	<b>0</b>	<b>5506</b>	<b>8</b>

Quarantine/Travellers						
<b>Total</b>	<b>2152</b>	<b>0</b>	<b>1</b>	<b>0</b>	<b>2151</b>	<b>0</b>

